







2.6 INCH DIAMETER (2-19/32") Typically used on oil recirculation pumps.




Part Number	Picture	Bore	Keyway
27E5506D – Insert Urethane 170			
27E5506B - Coupling		5/8"	3/16"

<p>27E5506C - Coupling</p>	<p>27E5506C -- COUPLING = 3/4" BORE X 3/16" KEY WIDTH</p> 	<p>3/4"</p>	<p>3/16"</p>
<p>27E5506G - Coupling</p>	<p>27E5506G -- Coupling = 5/8" BORE X 5/32" Key Width</p> 	<p>5/8"</p>	<p>5/32"</p>

some recirculation pumps were changed from Eaton to Honor around 2009/2010. The pump side coupling changed from 27E5506B to 27E5506G. The difference being the keyway size changing to 5/32




2.9 INCH DIAMETER (2-29/32")

Part Number	Picture	Bore	Keyway
<p>27E5505B - Insert Hytrel 27E5513B - Insert Urethane</p> <p>270</p>	 <p>27E5505B -- COUPLING INSERT-HYTREL --</p> <p>270</p> <p>27E5513B --COUPLING INSERT URETHANE--</p>		
<p>27E792 - Coupling</p>	 <p>27E792 -- COUPLING HUB 5/8" BORE X 5/32" KEYWAY</p>	<p>5/8"</p>	<p>5/32"</p>
<p>27E5508 - Coupling</p>	 <p>27E5508 -- COUPLING = 3/4" BORE X 3/16" KEY WIDTH</p>	<p>3/4"</p>	<p>3/16"</p>
<p>27E5513A - Coupling</p>	 <p>27E5513A -- COUPLING 7/8" BORE X 1/4" KEYWAY</p>	<p>7/8"</p>	<p>1/4"</p>





<p>27E5505 - Coupling</p>	<p>27E5505 -- COUPLING = 1" BORE X 1/4" KEY WIDTH</p> 	<p>1"</p>	<p>1/4"</p>
<p>27E793 - Coupling</p>	<p>27E793 -- COUPLING HUB 1-1/8" BORE X 1/4" KEYWAY</p> 	<p>1-1/8"</p>	<p>1/4"</p>
<p>27E5505A - Coupling</p>	<p>27E5505A -- COUPLING = 1-3/8" BORE X 5/16" KEY WIDTH</p> 	<p>1-3/8"</p>	<p>5/16"</p>

3.45 INCH DIAMETER (3-7/16")

Part Number	Picture	Bore	Keyway
<p>27E5507S – Insert Urethane 27E5510B – Insert Hytrel</p> <p>370</p>	<p>27E5507S -- COUPLING INSERT URETHANE</p> <p>27E5510B -- COUPLING INSERT HYTREL</p>		
<p>27E5507Q - Coupling</p>	<p>27E5507Q -- COUPLING 7/8" BORE X 1/4" KEYWAY</p>	7/8"	1/4"
<p>27E5504E - Coupling</p>	<p>27E5504E -- COUPLING 1"BORE X 1/4" KEYWAY</p>	1"	1/4"
<p>27E5510A - Coupling</p>	<p>27E5510A -- COUPLING = 1+1/4" BORE X 5/16" KEYWAY</p>	1-1/4"	5/16"

<p>27E5507T - Coupling</p>	<p>27E5507T -- COUPLING 1-3/8" BORE X 5/16" KEYWAY</p> 	<p>1-3/8"</p>	<p>5/16"</p>
<p>27E5510 - Coupling</p>	<p>27E5510 -- COUPLING = 1+5/8" BORE X 3/8" KEYWAY</p> 	<p>1-3/8"</p>	<p>5/16"</p>
<p>27E5507U - Coupling</p>	<p>27E5507U -- COUPLING = 25MM BORE X 8MM KEYWAY</p> 	<p>25mm</p>	<p>8mm</p>

3.98 INCH DIAMETER (3-31/32")

Part Number	Picture	Bore	Keyway								
<p>27E5530 – Insert Hytrel</p> <p>470</p>	 <table border="1" data-bbox="782 352 938 430"> <tr> <td>A</td> <td>3.940</td> </tr> <tr> <td>B</td> <td>1.900</td> </tr> <tr> <td>C</td> <td>1.060</td> </tr> <tr> <td>D</td> <td>0.120</td> </tr> </table> <p>27E5530 / COUPLING INSERT MAGNALOY HYTREL</p>	A	3.940	B	1.900	C	1.060	D	0.120		
A	3.940										
B	1.900										
C	1.060										
D	0.120										
<p>27E5529 - Coupling</p>	<p>27E5529 -- COUPLING = 7/8" BORE X 1/4" KEYWAY</p> 	<p>7/8"</p>	<p>1/4"</p>								
<p>27E5528 - Coupling</p>	<p>27E5528 -- COUPLING = 1-7/8" BORE X 1/2" KEYWAY</p> 	<p>1-7/8"</p>	<p>1/2"</p>								
<p>27E5531 - Coupling</p>	<p>27E5531 -- COUPLING = 25MM BORE X 8MM KEYWAY</p> 	<p>25mm</p>	<p>8mm</p>								

4.8 INCHES DIAMETER (4-26/32")

Part Number	Picture	Bore	Keyway
<p>27E5507D – Insert Urethane 570</p>			
<p>27E5507J - Coupling</p>		<p>1-1/4"</p>	<p>5/16"</p>
<p>27E5507G - Coupling</p>		<p>1-5/8"</p>	<p>3/8"</p>
<p>27E5507B - Coupling</p>		<p>1-3/4"</p>	<p>7/16"</p>

<p>27E5507C - Coupling</p>	<p>27E5507C -- COUPLING 1-7/8" BORE X 1/2" KEYWAY</p> 	<p>1-7/8"</p>	<p>1/2"</p>
<p>27E5507H - Coupling</p>	<p>27E5507H -- COUPLING 2-1/8" BORE X 1/2" KEYWAY</p> 	<p>2-1/8"</p>	<p>1/2"</p>
<p>27E5533 - Coupling</p>	<p>27E5533 -- COUPLING 14 TOOTH 12/24 SPLINE W/ CLAMP</p> 	<p>14 tooth</p>	<p>12/24 spline with clamp</p>